


# TURTLE MANIA



## ACTIVITY


# WORKSHEET

### Turtles In Hawaii

Of the seven species of sea turtles in the world, five are found in Hawaii. The Green, Hawksbill and Leatherback sea turtles are considered native to Hawaii, and the Loggerhead and Olive Ridley are rare visitors. Green sea turtles, known as *honu* in Hawaiian, are the largest hard-shelled sea turtle in the world and the most common sea turtle in Hawaii. As adults, *honu* mainly eat algae and sea grasses, which turn their fat layer green, giving them their common name. Green sea turtles are listed as 'threatened' under the Endangered Species Act.

- \_\_\_\_\_ The thick shell that covers the back of the sea turtle
- \_\_\_\_\_ The sea turtles that are meat-eating and live on a diet of crabs, mollusks, shrimps and jellyfish
- \_\_\_\_\_ Cold blooded animals with scales and a backbone. They breathe in oxygen with their lungs
- \_\_\_\_\_ Used for swimming
- \_\_\_\_\_ When sea turtles go ashore to lay their eggs
- \_\_\_\_\_ The green and black sea turtles that live on a mostly vegetarian diet of sea grasses and algae
- \_\_\_\_\_ Used as rudders, stabilizing and directing the sea turtle as it swims
- \_\_\_\_\_ Has a tough leathery skin instead of a shell
- \_\_\_\_\_ The name for baby sea turtles

<b>Reptile</b>	<b>Carnivore</b>	<b>Fore Flippers</b>
<b>Nesting</b>	<b>Herbivore</b>	<b>Hind Flippers</b>
<b>Leatherback</b>	<b>Hatchlings</b>	<b>Carapace</b>



#### ACROSS

- Used as rudders, stabilizing and directing the sea turtle as it swims
- The Name for baby sea turtles
- Used for swimming
- When sea turtles go ashore to lay eggs
- The sea turtles that are meat-eating and live on a diet of crabs, mollusks, shrimps and jellyfish

#### DOWN

- Green and black sea turtles live mostly on a vegetarian diet of sea grasses and algae
- Has a tough leathery skin instead of a shell
- The thick shell that covers the back of the sea turtle
- Cold-blooded animals with scales and a backbone. They breathe in oxygen with their lungs.



Green sea turtle hatchlings are only a few inches long, but as adults they can reach five feet in length and weigh over 500 pounds! Remember: only researchers should get this close to nesting sea turtles!

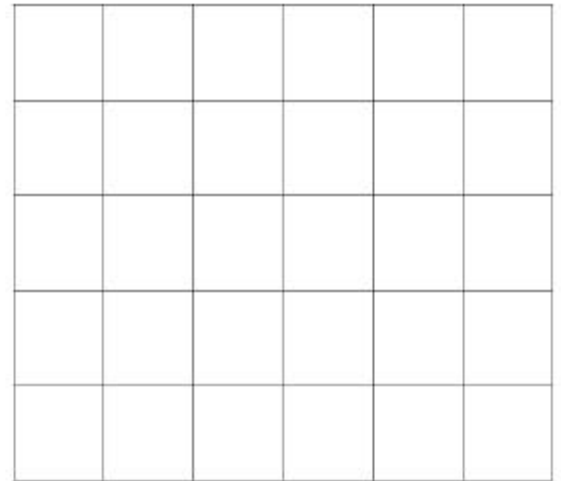
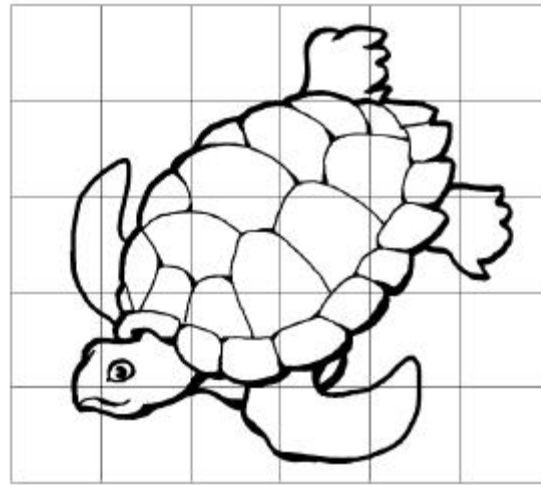


# Bottle Cap Turtle

COPY THIS SEA TURTLE BY DRAWING IT ONE SQUARE AT A TIME



c  
r  
a  
f  
t



## What you need:

- 1 plastic bottle cap (from milk or juice jug)
- 2 cotton-tip swabs
- 1 piece of green construction paper
- 1 ice cream stick
- 2 peppercorns or beads
- glue
- green paint
- paintbrush

## What to Do:

- 1** Paint the outside of the bottle cap green. (This will be the turtle's shell.)
- 2** Cut out a green paper circle. Make it just large enough to cover the bottom of the bottle cap.
- 3** Cut out a green paper tail.
- 4** Paint two cotton-tip swabs green. Break or cut each swab in half. (These will be the turtle's four legs.)
- 5** Snap off an end of the ice cream stick for the head.
- 6** Place the head, legs, and tail in the position shown in the picture.
- 7** Glue them to the rim of the bottle cap.
- 8** Put glue around the rim of the cap and stick on the green circle so that the head, legs, and tail poke out of the turtle's shell.
- 9** Glue on peppercorns or beads for eyes.